



How to: Make and install ram air scoops

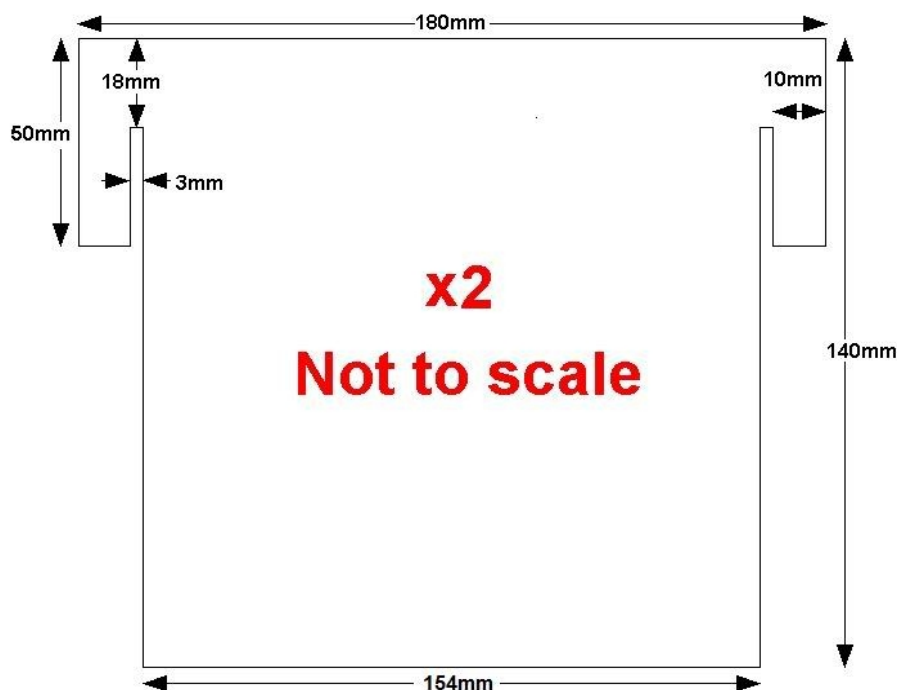
Being a massive fan of Gruppe M ram air inductions (after installing one on my old car, Civic Type R, and seeing massive gains) i was thinking about installing the kit on my 130i... Only problem is i want to leave this car fairly unmolested and Gruppe M aren't renowned for being subtle! I also wanted to keep the Warranty for as long as possible so finally ended up going for the BMW Performance Air intake system.

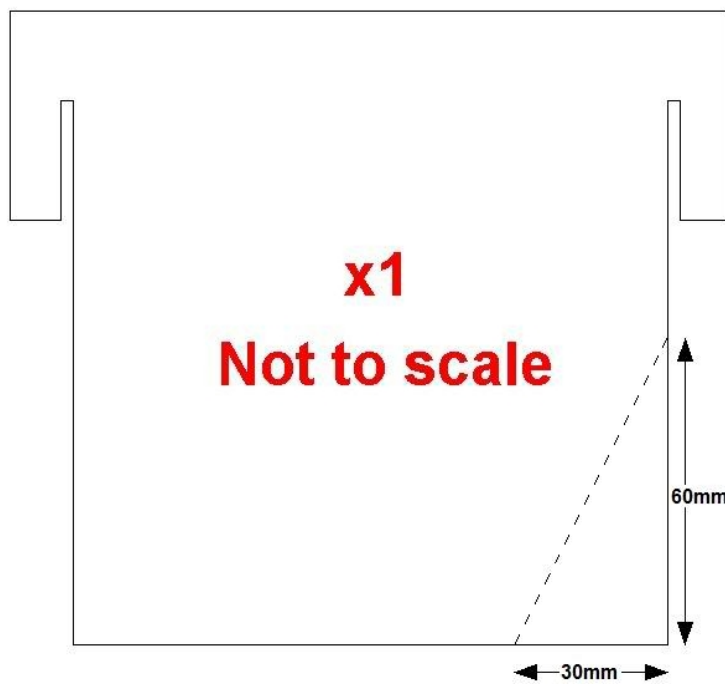
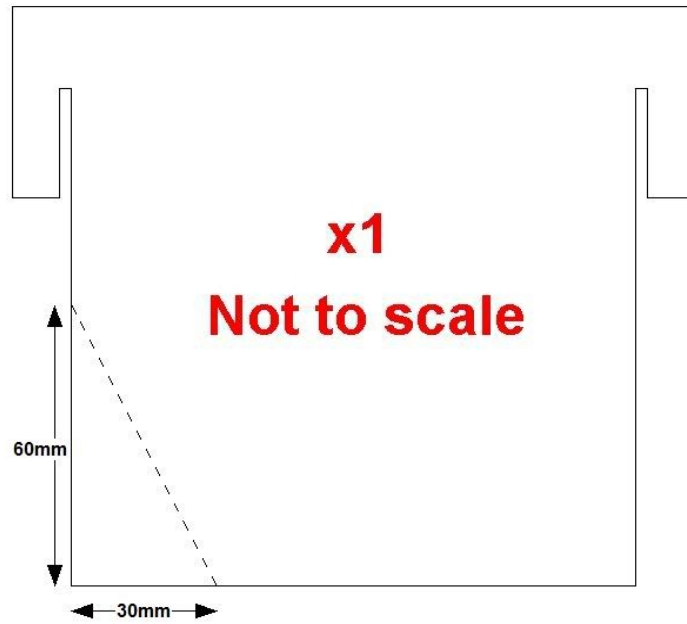
After installing the BMW kit i saw something that could be improved on that Gruppe M did but BMW don't supply. (ram air scoops) See link below for Gruppe M. Picture 5

http://www.gruppem.co.jp/matching/0_pdf...0310en.jpg

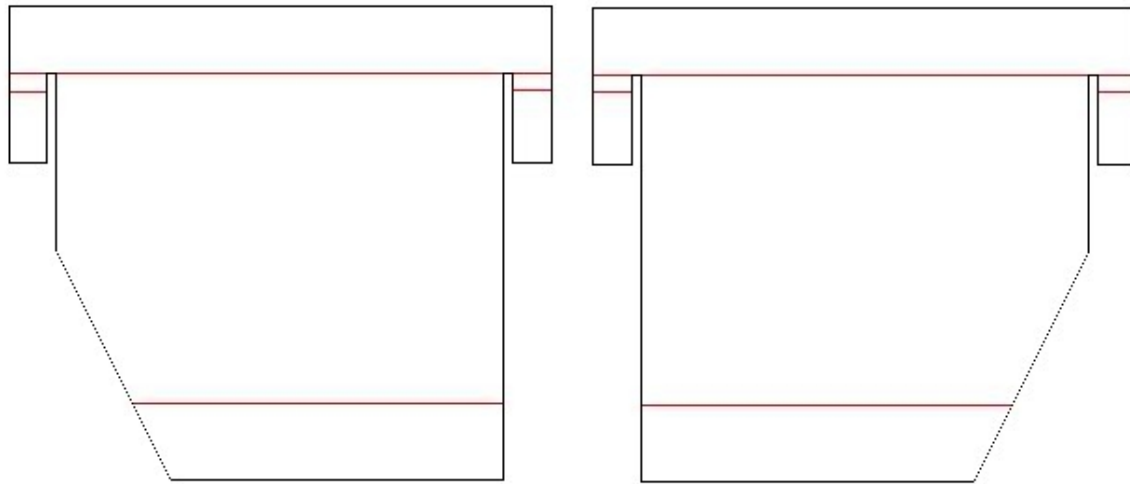
Armed with a sound idea i went about making them

Here are pictures regarding measurements. Please note non are to scale. The perfect material i used was 1.5mm sheet Aluminium. Enjoy





Bend the flat sheets, roughly where the red lines are. I have pictures of my actual scoops further below so you can get a rough idea of the angles.



Once you have cut out the shape, all that is required is to bend them into the correct shape so they will 'scoop' air and force it into the air box under pressure (ram air). There aren't exact angles ive used i just bent them both untill they were symmetrical and fitted snugly. Being aluminium it's very easy to manipulate and work with. Below are pictures of my finished scoops ready to be installed just as the Gruppe M instructions.



